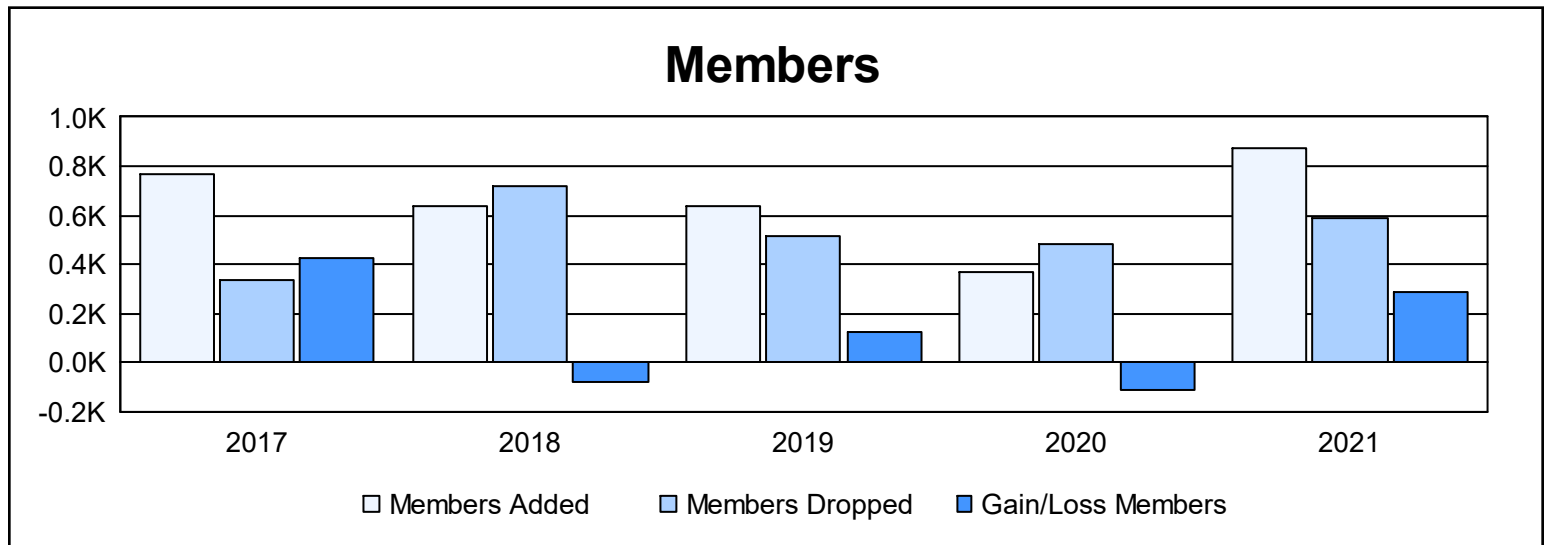
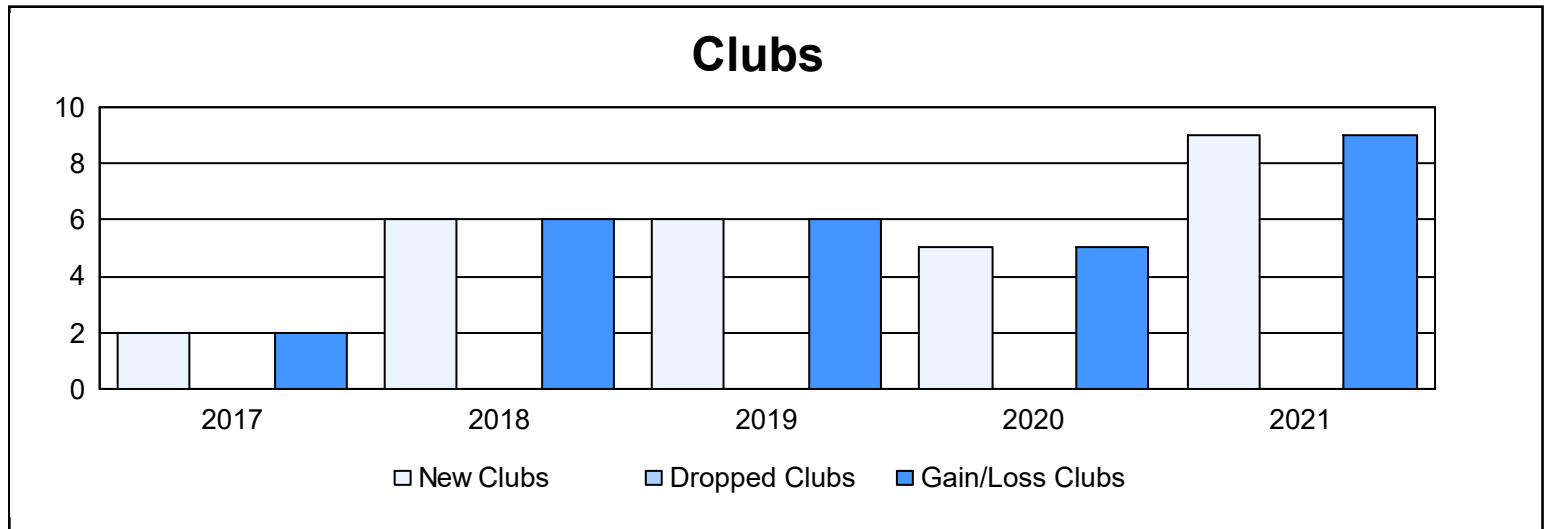
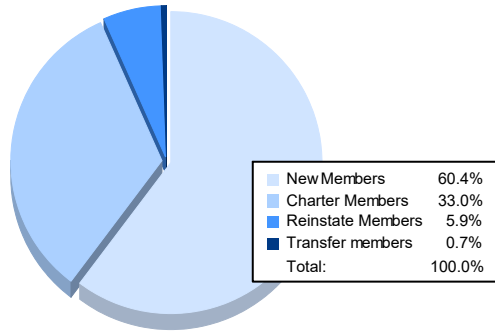


Year	New Clubs	Dropped Clubs	Gain/ Loss Clubs	New Members	Charter Members	Reinstate Members	Transfer Members	Total Member Added	Total Members Dropped	Gain/ Loss Members
2016-2017	2	0	2	656	54	50	8	768	339	429
2017-2018	6	0	6	366	180	67	25	638	721	-83
2018-2019	6	0	6	361	244	20	10	635	514	121
2019-2020	5	0	5	195	135	20	16	366	481	-115
2020-2021	9	0	9	528	288	52	6	874	588	286
<b>Average</b>	<b>6</b>	<b>0</b>	<b>6</b>	<b>421</b>	<b>180</b>	<b>42</b>	<b>13</b>	<b>656</b>	<b>529</b>	<b>128</b>



### Membership Composition June 2021 Cumulative



### Gender Composition June 2021 Cumulative

